


# 350

## Sturdy, Compact Head with Heavy-Duty Capabilities



Proudly made in  
Franklin, WI USA

- Drill / Tap up to 5 holes in a 3" diameter circle
- 3/16" drill capacity
- Adapts to any drill press or automatic feed unit.

The Model 350 Multi-Drill is a ruggedly constructed, heavy-duty multiple spindle drill head. It features precision built anti-friction gear case drive with ball and roller bearings and extra-strength gear train. It is capable of withstanding high torque and thrust in keeping with rated capacity.

Commander Multi-Drill has on file spindle specifications for most machines. Please furnish us with the make and model number of the machine that our head will be adapted to. (See adaptations page)

In some cases there may be an additional charge for adaptation.

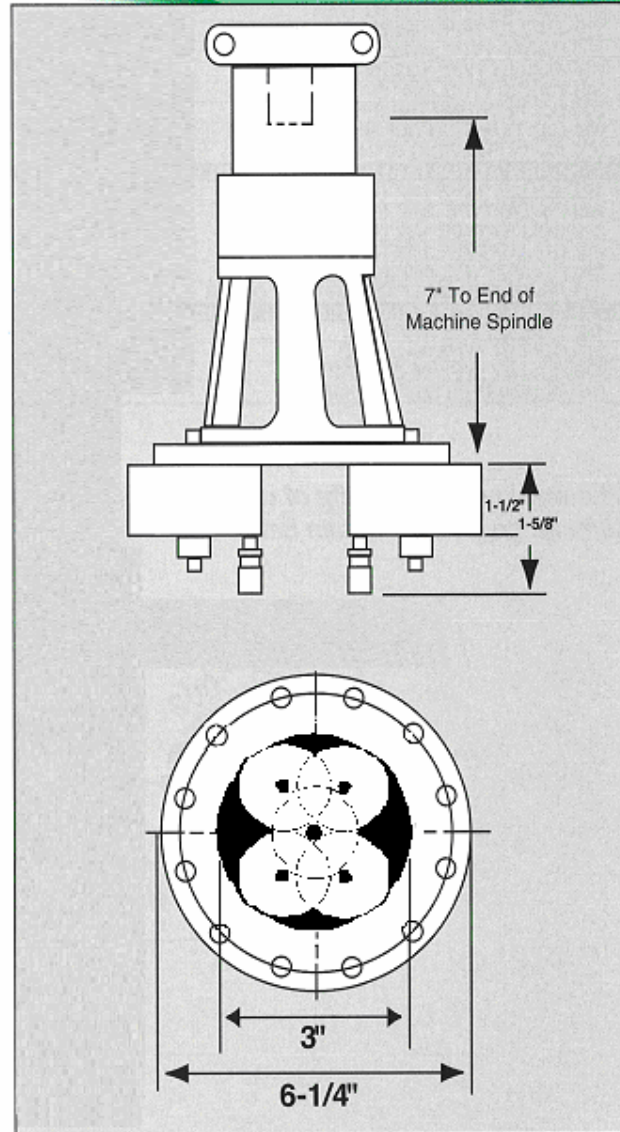
MULTI-DRILL 350	ITEM #
Basic Unit without Adaptation	C70007
Basic Unit with Adaptation	C70008

SPECIFICATIONS	
Maximum Drilling Area	3" diam.
Minimum Center Distance	7/16"
Maximum Number of Spindles	5
Drill Capacity in mild steel	3/16"
Maximum Horsepower Transmitted	2
Maximum Torque Transmitted	70 inch / lbs.
Maximum Spindle RPM	1800
Maximum Drill Press RPM	1800
Speed Ratio	1:1

*Ideal for adaptation to drill presses, tapping machines, automatic self-feed drill and tap units, and special machines*

- Available with adjustable arm or slip spindle assembly using bored fixed position plate.
- Low profile – compact, close couple design. Minimum amount of open height taken up.
- Allows a more comfortable working position or the operator.
- Heavy-duty gear case allows drilling up to to 5 holes\*, 3/16" drill capacity in mild steel, in a 3" diameter circle.
- Close center capacity.
- Extremely versatile, maximum flexibility of application.
- Operate in any position: upright, inverted or horizontal.
- Adapt to any drilling machine. Standard adapter caps available to fit most popular drilling machines.
- These drill heads can be used for multiple tapping by use of a motor reversing unit.
- Minimum maintenance required.

*The maximum angularity of universal joint assemblies should be no more than 22 degrees to obtain best service life.*



**\* Multi-Drill Terminology...Hex Pick-Off**

A Hex Pick-Off is the hex protruding from the multi-drill gear case that a universal joint spindle can be attached to.

The model 350 includes all 5 hex pick-offs with the basic unit.



# MULTI-DRILL® 350 ADJUSTABLE ARM



Minimum Center Distances	Spindle Length "E" Dimension <i>see drawing</i>	Adjustable Arm
Plain		Plain

## STANDARD COLLET TYPE SPINDLE ASSEMBLIES

125 COLLET TYPE 1/32 TO 1/8	1/2	3-1/16	C74301
125 COLLET TYPE 1/32 TO 1/8	7/16	3-1/16	C74302
125 BORED TYPE .255" MAX.	1/2	2-7/8	C74303
125 BORED TYPE .255" MAX.	7/16	2-7/8	C74304
265 COLLET TYPE 1/32 TO 17/64	11/16	3-5/16	C74305
265 COLLET TYPE 1/32 TO 17/64	5/8	3-5/16	C74306
265 BORED TYPE .4375" MAX.	11/16	2-7/8	C74307
375 COLLET TYPE 1/32 TO 3/8	7/8	3-1/8	C74309
375 BORED TYPE .500" MAX.	7/8	3-1/8	C74310
375 Q.T. FLOATING TAP SPINDLES	7/8	—	P.O.A.
375 Q.C. FLOATING TAP SPINDLES (BILZ)	7/8	—	P.O.A.
375 PLAIN FLOATING SPINDLES	7/8	—	C74311

## STANDARD ADJUSTABLE DEPTH SPINDLE ASSEMBLIES

125 COLLET TYPE 1/32 TO 1/8	1/2	3-9/16	C74312
125 BORED TYPE .255" MAX.	1/2	3-3/16	C74313
265 COLLET TYPE 1/32 TO 17/64	11/16	4-3/16	C74314
375 COLLET TYPE 1/32 TO 3/8	7/8	4-3/8	C74315
375 BORED TYPE .500" MAX.	7/8	4-3/8	C74316
375 ADJUSTABLE DEPTH FLOATING STYLE			C74317

## STANDARD PITCH COMPENSATING SPINDLE ASSEMBLIES

125 BORED TYPE .255" MAX.	1/2	4-1/8	C74318
265 COLLET TYPE #0-1/4 TAP	11/16	4-3/16	C74319
375 COLLET TYPE #0-5/16 TAP	7/8	4-1/8	C74320
375 BORED TYPE 5/16" TAP MAX.	7/8	4-1/8	P.O.A.

The maximum angularity of universal joint assemblies should be no more than 22 degrees to obtain best service life.



Plain

# MULTI-DRILL® 350 SLIP SPINDLE



Minimum Center Distances	Spindle Length "E" Dimension <i>see drawing</i>	Slip Spindle
Plain		Plain

## STANDARD COLLET TYPE SPINDLE ASSEMBLIES

125 COLLET TYPE 1/32 TO 1/8	1/2	3-5/16	C74321
125 COLLET TYPE 1/32 TO 1/8	7/16	3-5/16	C74322
125 BORED TYPE .255" MAX.	1/2	3-1/8	C74323
125 BORED TYPE .255" MAX.	7/16	3-1/8	C74324
265 COLLET TYPE 1/32 TO 17/64	11/16	3-9/16	C74325
265 COLLET TYPE 1/32 TO 17/64	5/8	3-9/16	C74326
265 BORED TYPE .4375" MAX.	11/16	3-1/8	C74327
265 BORED TYPE .4375" MAX.	5/8	3-1/8	C74328
375 COLLET TYPE 1/32 TO 3/8	7/8	3-5/8	C74329
375 BORED TYPE .500" MAX.	7/8	3-5/8	C74330
#1 MORSE TAPER TYPE	11/16	5	P.O.A.
375 Q.T. FLOATING TAP SPINDLES	7/8	—	P.O.A.
375 Q.C. FLOATING TAP SPINDLES (BILZ)	7/8	—	P.O.A.
375 PLAIN FLOATING SPINDLES	7/8	—	C74331

## STANDARD ADJUSTABLE DEPTH SPINDLE ASSEMBLIES


125 COLLET TYPE 1/32 TO 1/8	1/2	3-3/16	C74332
125 BORED TYPE .255" MAX.	1/2	3-3/16	C74333
265 COLLET TYPE 1/32 TO 17/64	11/16	4-3/16	C74334
375 COLLET TYPE 1/32 TO 3/8	7/8	4-3/8	C74335
375 BORED TYPE .500" MAX.	7/8	4-3/8	C74336

## STANDARD PITCH COMPENSATING SPINDLE ASSEMBLIES

125 BORED TYPE .255" MAX.	1/2	4-1/8	C74337
265 COLLET TYPE 1/4" T CAP	11/16	4-3/16	C74338
375 COLLET TYPE #0-5/16 TAP	7/8	4-1/8	C74339
375 BORED TYPE 5/16" TAP MAX.	7/8	4-1/8	P.O.A.

## HEAD ACCESSORIES

ITEM #	
C71409	FIXED POSITION PLATE
C71135	BORED HOLES



Fixed Position Plate



Plain